



**Islamic Republic of Afghanistan  
Ministry of Counter Narcotics**



**UNODC**  
United Nations Office on  
Drugs and Crime

April 2014 مطابق ثور 1393 هجری - شمسی

## **Afghanistan Drug Price Monitoring Monthly Report**



**Ministry of Counter Narcotics, Islamic Republic of Afghanistan, Kabul  
And  
United Nations Office on Drugs and Crime, Kabul**

## Abbreviations

MCN: Ministry of Counter Narcotics

UNODC: United Nations Office on Drugs and Crime

## ACKNOWLEDGEMENTS

The following organizations and individuals contributed to the drug price data collection and analysis and preparation of this report:

### ***Ministry of Counter-Narcotics:***

Mohammad Ibrahim Azhar (Deputy Minister), Haroon Rashid Sherzad (Deputy Minister), Mir Abdullah Sadat (Director of Narcotics Survey Directorate), Sayed Najibullah Ahmadi (Economic specialist) Saraj Ahmad (Deputy Director of Narcotics Survey Directorate), Nasir Ahmad (Deputy Director of Narcotics Survey Directorate) Mohammad Ajmal (Database Officer), Sayed Shahenshah (Quality Control and Digit Specialist), Mohammad Hakim Hayat (Eradication Reporter), Mujtaba (Data entry) Fazel Karim Alimi (Admin & Finance Officer).

***Survey Coordinators:*** Eshaq Masumi (Central Region), Mohammed Ishaq Anderabi (North-Eastern Region), Abdul Latif Ehsan (Western Region), Fida Mohammad (Northern Region), Khalil Ahmad (Southern Region) and Abdullah Dawodkhel (Eastern Region).

### ***United Nations Office on Drugs and Crime***

Devashish Dhar (International Project Coordinator), Abdul Manan Ahmadzai (Senior Survey Officer), Noor Mohammad Sadiq (Database Developer), Ahmad Jawid Ghiasee and Sayed Mehdi Sadat (Remote sensing analysts), Qahir Khan National Research Officer, Balochistan (Pakistan) and Shaukat Ullah Khan National Research Officer Peshawar (Pakistan)

***Survey Coordinators:*** Abdul Basir Basiret (Eastern Region), Bashir Ahmad Shakir (Southern Region), Sayd Ghawash Nayer (Western Region), Emran Mehrwarz (North-eastern Region), Rahimullah Omar (Central Region), Hashmatullah Atsek (Northern Region)

Drug price report in Afghanistan was made possible by financial contribution from the Governments of United States of America and United Kingdom.

## Drug price by year (April 2013 - April 2014)

- **Average<sup>1</sup> price of dry Opium in Afghanistan, (US\$/kg)**

Dry Opium	Apr-13	Apr-14	Increase/ Decrease (%)
<i>Farm-gate price (US\$/Kg)</i>	159	133	-16%
<i>Trader price (US\$/Kg)</i>	168	143	-15%

- **Average<sup>1</sup> price of fresh Opium in Afghanistan, (US\$/kg)**

Fresh Opium	Apr-13	Apr-14	Increase/ Decrease (%)
<i>Farm-gate price (US\$/Kg)</i>	143	126	-12%
<i>Trader price (US\$/Kg)</i>	159	132	-17%

- **Average<sup>1</sup> price of Heroin in Afghanistan, (US\$/kg)**

Heroin	Apr-13	Apr-14	Increase/ Decrease (%)
<i>High Quality</i>	3,169	2,680	-15%
<i>Medium Quality</i>	2,104	1,802	-14%

- **Average<sup>1</sup> price of Cannabis Resin in Afghanistan, (US\$/kg)**

Types of cannabis resin	Apr-13	Apr-14	Increase/ Decrease (%)
<i>Cannabis resin (Garda # 1) price (US\$/kg)</i>	88	111	+26%
<i>Cannabis resin (Garda # 2) price (US\$/kg)</i>	59	63	+7%
<i>Cannabis resin (Garda # 3) price (US\$/kg)</i>	30	36	+20%

- **Heroin and Hashish (best quality) prices in Peshawar, Pakistan (US\$/kg)**

Best quality of Heroin/Hashish	Apr-13	Apr-14	Increase/Decrease (%)
<i>Heroin - White (Injection) price (US\$/kg)</i>	4,950	3,290	-34%
<i>Hashish - (Garda # 1) price (US\$/kg)</i>	681	596	-12%

<sup>1</sup> Simple average of all observations

- **Heroin and Hashish (best quality) prices in Quetta, Pakistan (US\$/kg)**

Best quality of Heroin/Hashish	Apr-13	Apr-14	Increase/Decrease (%)
Heroin - High quality (Crystal) price (US\$/kg)	6,703	3,673	-45%
Hashish - High quality price (US\$/kg)	516	612	+19%

- **Average<sup>2</sup> price of Heroin, Opium and Hashish at consumer level in Afghanistan, (US\$/kg)**

Types of drugs	Apr-13	Apr-14	Increase/Decrease (%)
Heroin	5,369	5,277	-2%
Opium	391	329	-16%
Hashish	178	206	+16%

- **Average<sup>2</sup> price of Wheat, Cotton, Saffron, Imported and Local Rice in Afghanistan, (US\$/kg)**

Types of crops	Apr-13	Apr-14	Increase/Decrease (%)
Wheat	0.38	0.41	+8%
Cotton	1.42	1.5	+4%
Saffron	1,643	1,404	-15%
Rice (imported)*	1.42	1.5	+5%
Rice (local)*	1.0	0.8	-22%

- **Average<sup>2</sup> price of poppy and cannabis seeds in Afghanistan, (US\$/kg)**

Types of seeds	Apr-13	Apr-14	Increase/Decrease (%)
Cannabis seed	0.44	0.39	-11%
Poppy seed	0.66	0.58	-12%

- **Average<sup>2</sup> price of acetic anhydride in Afghanistan, (US\$/Lit )**

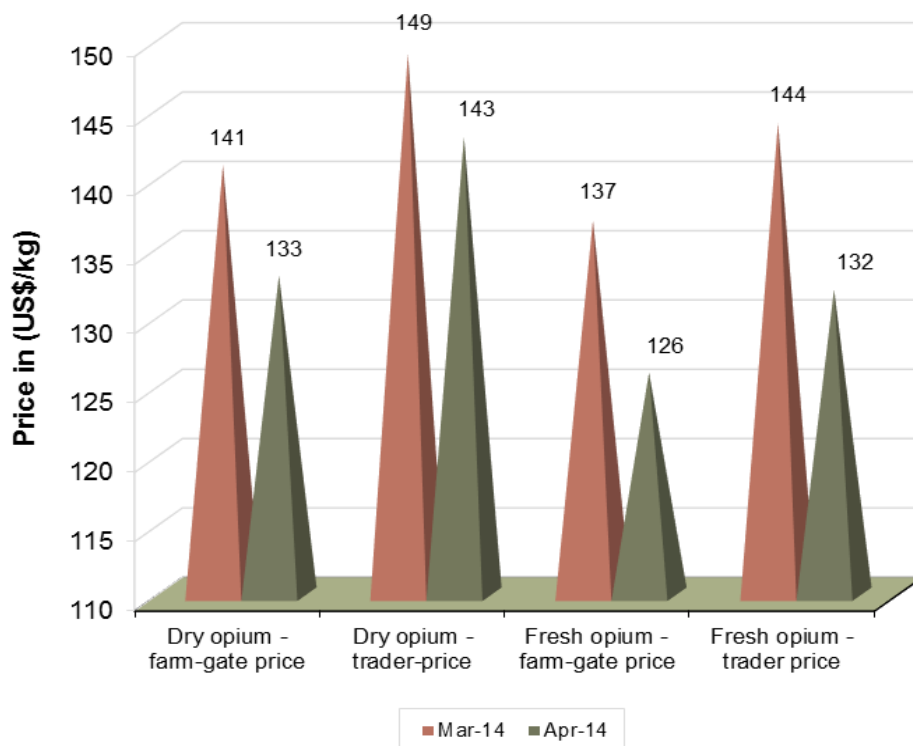
Variety of Acetic Anhydride	Apr-13	Apr-14	Increase/Decrease (%)
Acetic Anhydride - A*	205	270	+31%
Acetic Anhydride - B*	174	124	-29%
Acetic Anhydride - C*	159	113	-29%
Acetic Anhydride - D*	165	153	-7%
Acetic Anhydride - E*	162	139	-14%
Acetic Anhydride - F*	154	208	+35%

\* A, B, C, D, E, F represent different variety of acetic anhydride in Afghanistan.

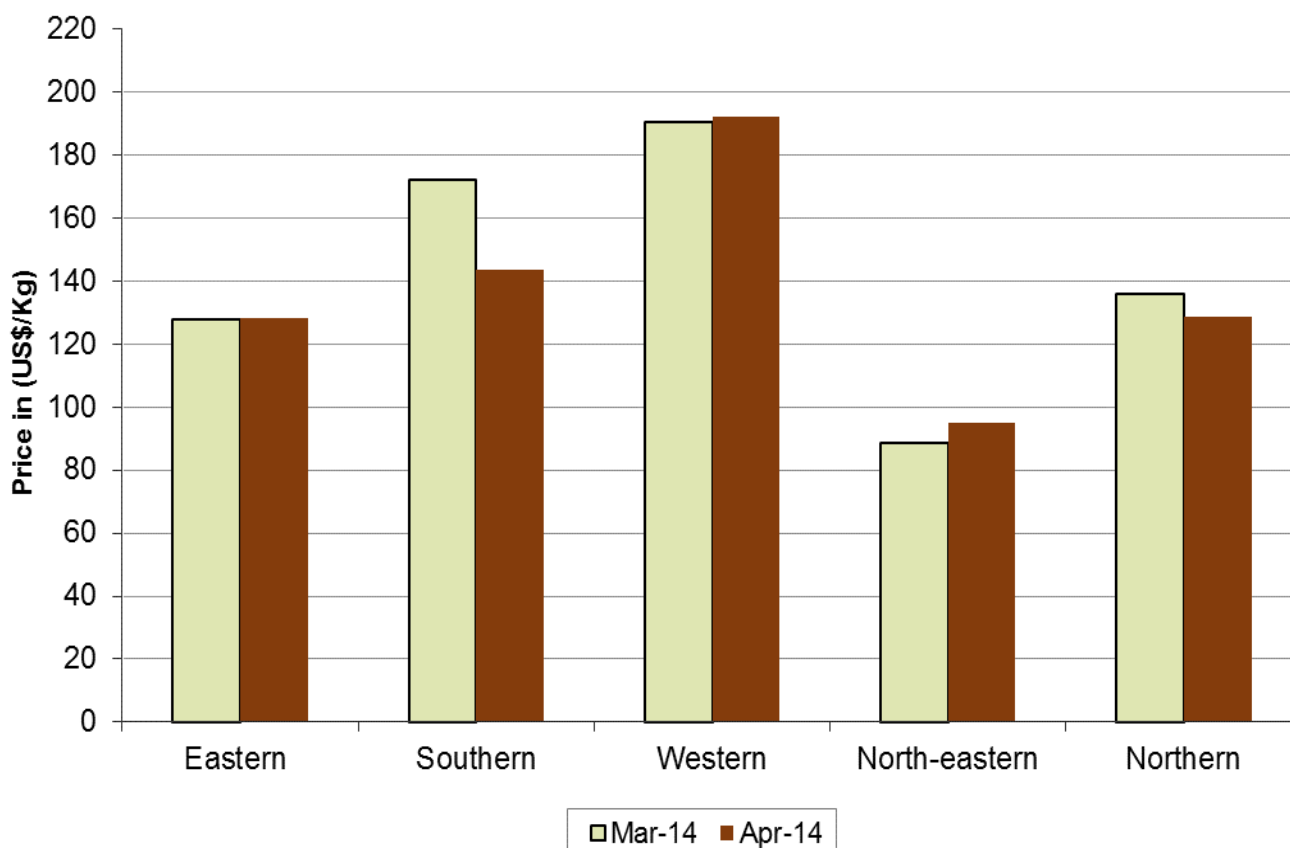
<sup>2</sup> Simple average of all observations

## Drug price by Month (March 2014 – April 2014)

### Price change of Dry Opium and Fresh Opium (March 2014 and April 2014)



### Regional average price of dry opium from traders (March 2014 – April 2014)

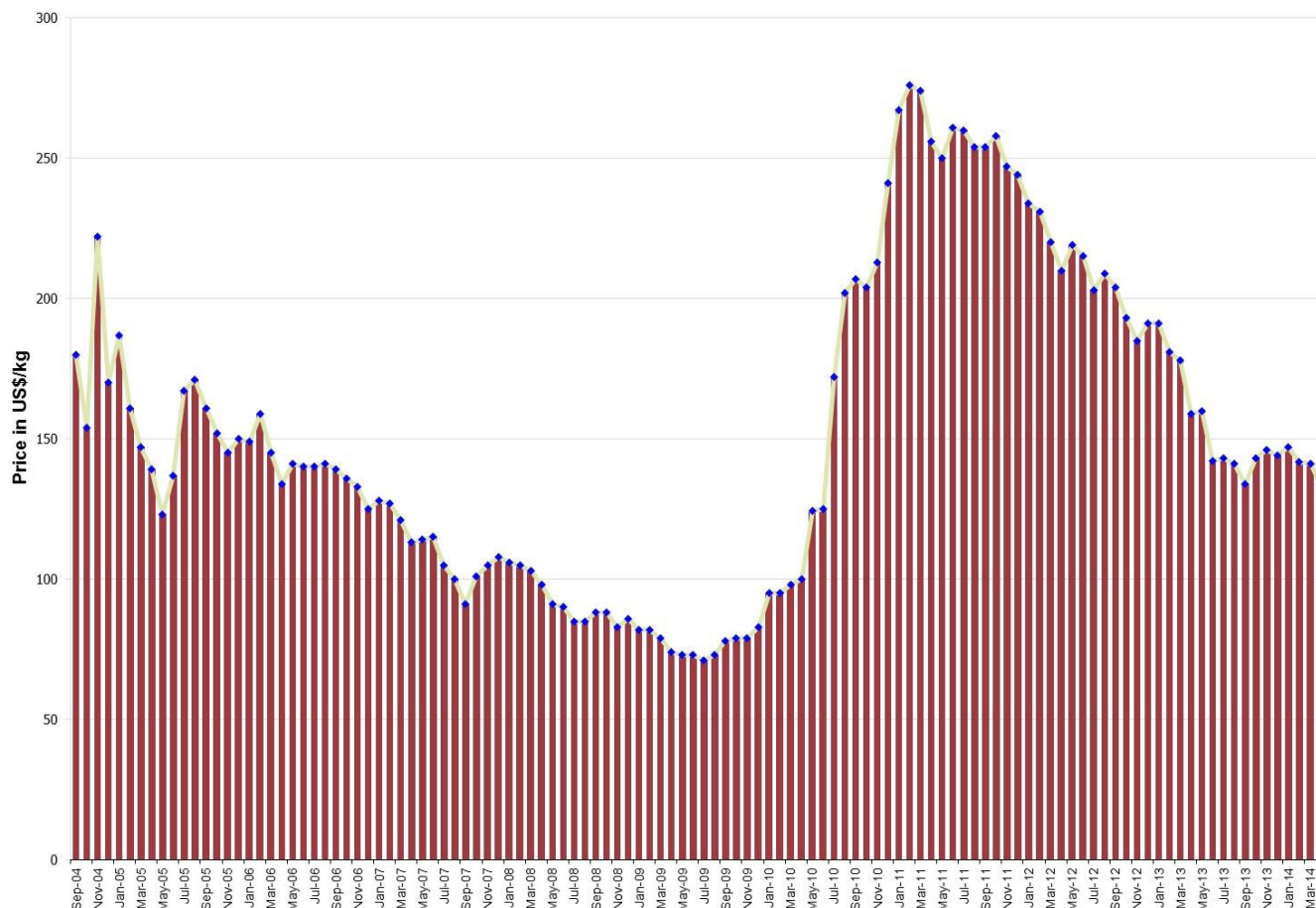


## DRY OPIUM

### FARM-GATE PRICE:

The national average price for one kilogram of dry opium in Afghanistan at the farm-gate level was **US\$ 133/kg** at the end of April 2014 which is **5%** Lower compared to price reported in March 2014 (**US\$ 141/kg**). The average dry opium price at the farm-gate level in April 2014 is **16%** lower than the price reported in April 2013 which was **US\$ 159/kg**. The dry opium price has a decreasing trend since February 2011.

**Graph 1: National <sup>2</sup>Average price of dry opium at farm-gate level from Sep 2004 to Apr 2014**



### Dry Opium (Chaynaki Quality):

#### FARM-GATE PRICE:

Price of opium (dry) was not found to be varying with quality in different regions. In Balkh and Hilmand provinces another quality of dry opium by the name of **Chaynaki** is available at Farm-gate and trader level. The **Chaynaki** quality of dry opium more air dried than other varieties. The average price of 1 kilogram of **Chaynaki** dry opium at Farm-gate level in Balkh province is **US\$ 160/kg** in April 2014 showing a decrease of **0.4%** compared to the price reported in March 2014 (**US\$ 161**). The average price of 1 kilogram of **Chaynaki** dry opium at farm-gate level in Hilmand province is **US\$ 379/kg** in April 2014 with a decreased by 5% compared to the price reported in March 2014 (**US\$ 400**).

**Table 1: Average<sup>2</sup> price of dry opium (Chaynaki quality) at farm-gate level (US\$/Kg)**

Dry Opium (Chaynaki quality)	Balkh		Change (Apr-Mar) %	Hilmand		Change (Apr-Mar) %
	Mar-14	Apr-14		Mar-14	Apr-14	
Farm-gate price (US\$/Kg)	161	160	-0.4%	400	379	-5%

<sup>2</sup> Simple average of all observations



## DRY OPIUM:

### TRADER PRICE

The national average dry opium price collected from traders was **US\$ 143/kg** at the end of April 2014 showing 4% decrease compared to the price reported last month (March 2014) (**US\$ 149/kg**). The average dry opium price at trader level in April 2014 is **15%** lower than the price reported last year (March 2013) which was **US\$ 168/kg**.

Dry opium price collected from traders has increased by 7%, 1% and 0.2% in North-eastern, Western and Eastern regions respectively, Price decreased by 16%, and 0.4% in Southern and Northern regions respectively.

**Table 2: Regional average<sup>3</sup> price of dry opium collected from traders (US\$/Kg)**

Region	Price of Dry Opium (US\$/Kg)		Price change (%)
	Mar-14	Apr-14	
Eastern region (Kunar, Laghman, Nangarhar)	127.7	128	+0.2%
Southern region (Hilmand, Kandahar, Uruzgan, Zabul)	172	144	-16%
Western region (Badghis, Farah, Ghor, Hirat, Nimroz)	190	192	+1%
North-eastern region (Badakhshan, Kunduz, Takhar)	89	95	+7%
Northern region (Baghlan, Balkh, Faryab)	136	129	-5%
<b>Average</b>	<b>149</b>	<b>143</b>	<b>-4%</b>

### Dry Opium (Chaynaki Quality):

#### TRADER PRICE:

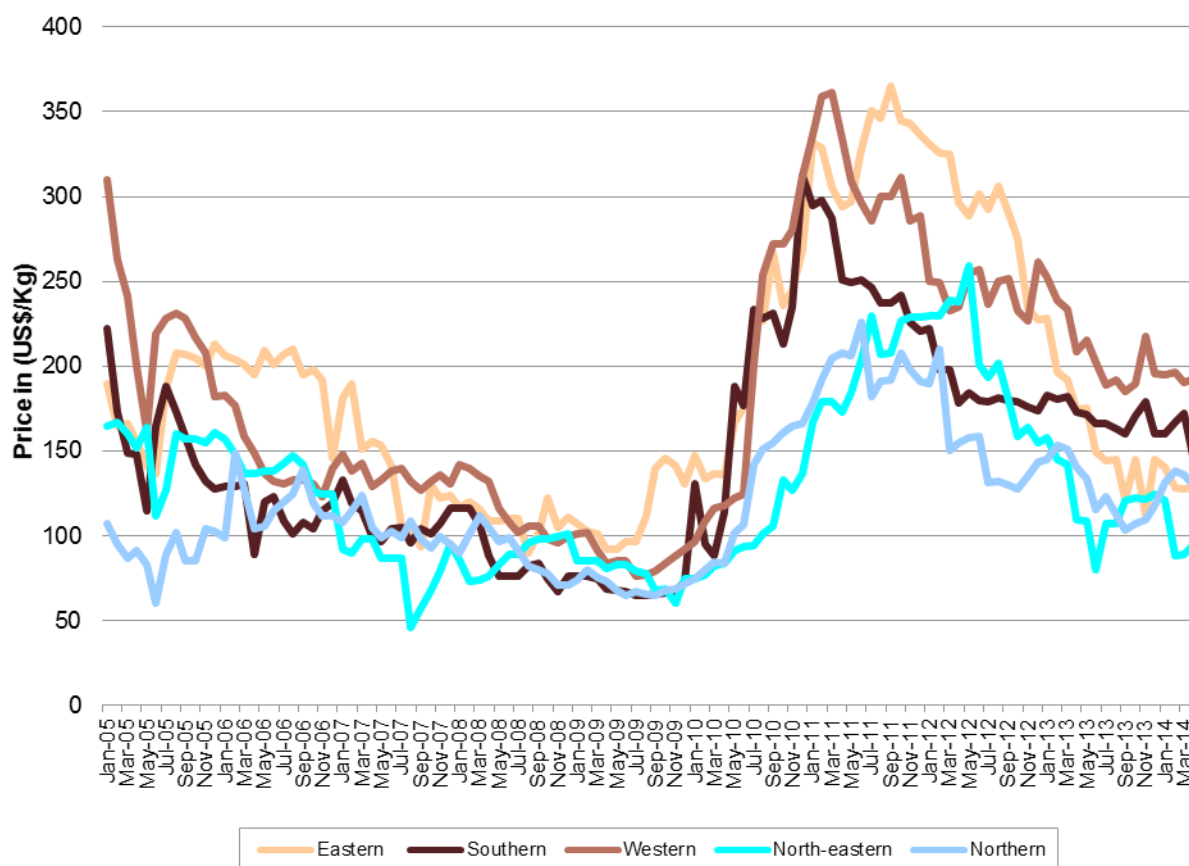
In Balkh province, the average price of 1 kilogram of **Chaynaki** dry opium at trader level is **US\$ 171/kg** in April 2014 showing a decrease of **2%** compared to the price reported in March 2014 (**US\$ 174/kg**). In Hilmand province, the average price of 1 kilogram of **Chaynaki** dry opium at trader level is **US\$ 397/kg** in April 2014 decreased by 3% compared to the price reported in March 2014 (**US\$ 411**)

**Table 3: Average<sup>3</sup> price of dry opium (Chaynaki quality) at trader level (US\$/Kg)**

Dry Opium (Chaynaki quality)	Balkh		Change (Apr-Mar) %	Hilmand		Change (Apr-Mar) %
	Mar-14	Apr-14		Mar-14	Apr-14	
Trader price (US\$/Kg)	174	171	-2%	411	397	-3%

<sup>3</sup> Simple average of all observations

**Graph 2: Regional average<sup>4</sup> price of dry opium from traders (January 2005 to April 2014)**



**Table 4: Regional average<sup>4</sup> price of dry opium at farm-gate and trader level in local currency**

Region	Local currency	Mar-14		Apr-14		Change at farm-gate level (Apr-Mar) (%)	Change at trader level (Apr-Mar) (%)
		Farm-gate	Trader	Farm-gate	Trader		
Eastern region (Kunar, Laghman, Nangarhar)	Pakistani Rupee	12,118	12,367	12,251	12,487	+1%	+1%
Southern region (Hilmand, Kandahar, Uruzgan, Zabul)	Pakistani Rupee	15,813	16,690	12,991	14,041	-18%	-16%
Western region (Badghis, Ghor) *	Afghani	10,569	10,966	10,416	10,814	-1%	-1%
Western region (Farah, Hirat, Nimroz) *	Imanian Tuman	559,527	606,326	588,416	635,215	+5%	+5%
North-eastern region (Badakhshan, Kunduz, Takhar)	Afghani	4,058	5,078	4,216	5,426	+4%	+7%
Northern region (Baghlan, Balkh, Faryab)	Afghani	7,396	7,781	6,969	7,369	-6%	-5%

\* Western region is divided in two groups because of prices available in two currencies.

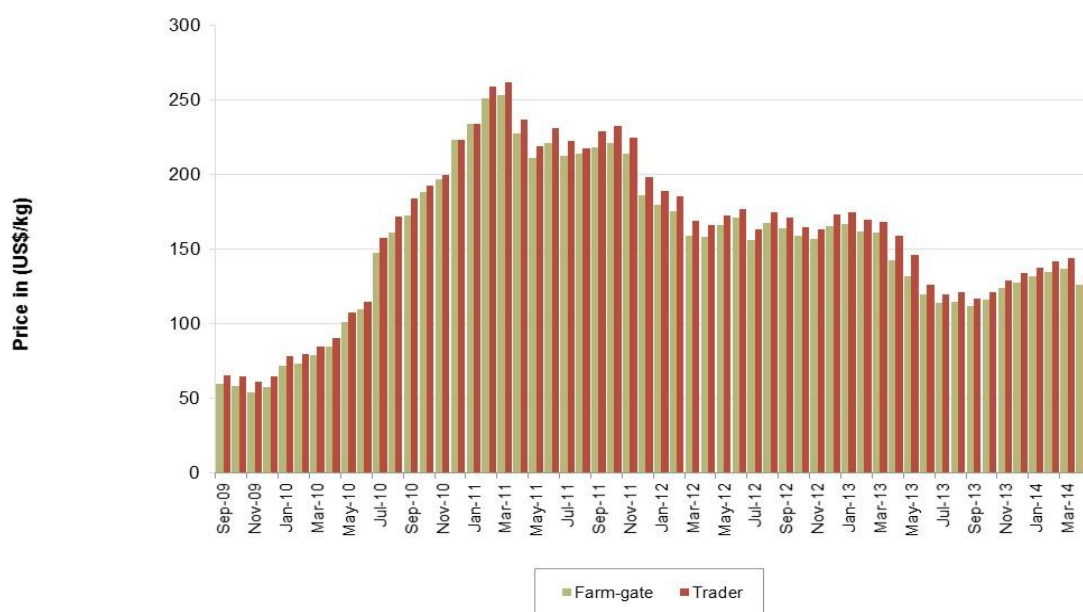
<sup>4</sup> Simple average of all observations



## FRESH OPIUM

At the end of April 2014, the national average price of fresh opium decreased by **9%** from **US\$ 137/kg** in March 2014 to **US\$ 126/kg in April 2014** at the farm-gate level. Similarly, the national average price of fresh opium at trader level decreased by **8%** from **US\$ 144/kg** in March 2014 to **US\$ 132/kg** this month (April 2014).

**Graph 3: National average<sup>5</sup> price of fresh opium at farm-gate and trader level, US\$/kg (August 2009 to April 2014)**



**Table 5: Regional average<sup>5</sup> price of fresh opium at farm-gate and trader level in local currency**

		Price of 1 kg of Fresh Opium in local currency					
		Mar-14		Apr-14			
Region	Local currency	Farm-gate	Trader	Farm-gate	Trader	Change at farm-gate level (Apr-Mar) (%)	Change at trader level (Apr-Mar) (%)
Eastern region (Kunar, Laghman, Nangarhar)	Pakistani Rupee	NA	NA	6,690	6,861	NA	NA
Southern region (Hilmand, Kandahar, Uruzgan, Zabul)	Pakistani Rupee	14,060	14,848	11,763	12,571	-16%	-15%
Western region (Badghis, Ghor) *	Afghani	7,821	8,071	7,668	7,918	-2%	-2%
Western region (Farah, Hirat, Nimroz) *	Imnianian Tuman	475,735	496,345	504,623	525,234	+6%	+6%
North-eastern region (Badakhshan, Kunduz, Takhar)	Afghani	NA	NA	NA	NA	NA	NA
Northern region (Baghlan, Balkh, Faryab)	Afghani	6,435	6,804	6,100	6,481	-5%	-5%

\* Western region is divided in two groups because of prices available in two currencies

<sup>5</sup> Simple average of all observations

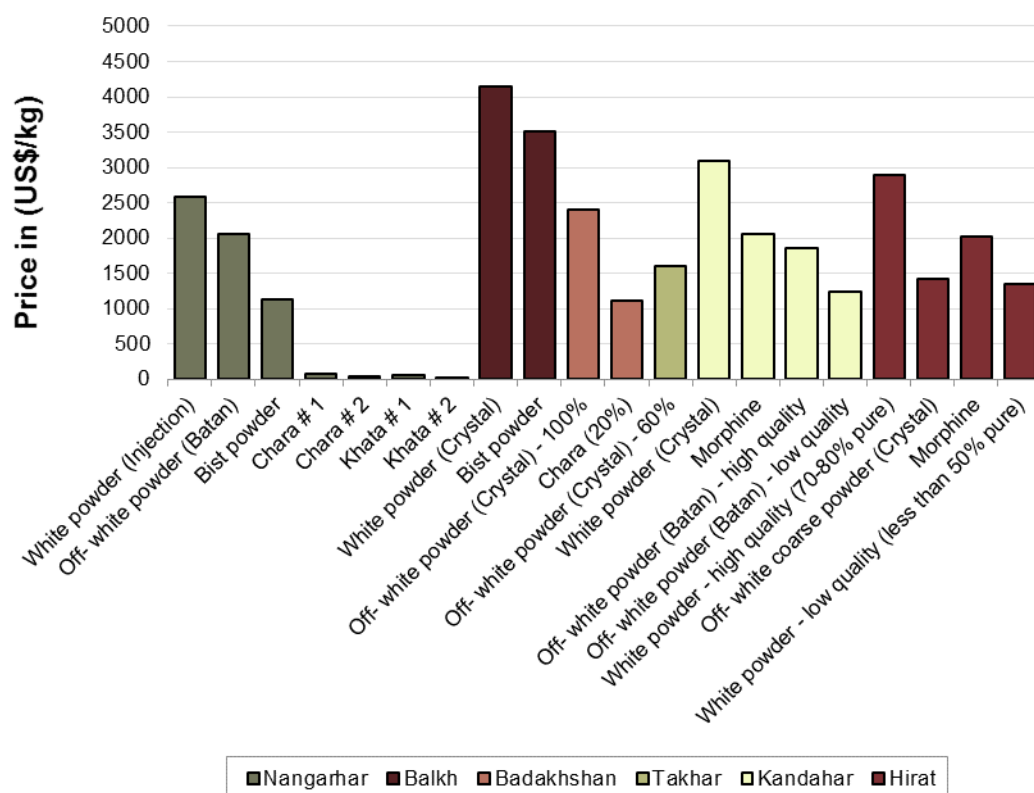
# HEROIN

There are several types of heroin available in Afghanistan with different quality. The prices of White powder (injection) in Nangarhar province, White powder (Crystal) in Kandahar and Balkh provinces, Off-white (Crystal)-100% in Badakhshan province and White powder-high quality (70-80% pure) in Hirat province are the most expensive heroin reported in Afghanistan. The cheapest heroin (**US\$ 31/kg**) is called as Khata # 2 reported in Nangarhar province. The decrease in North-eastern, Northern and Eastern regions is due to low demand of Heroin in respective region.

**Table 7: Prices of different types of Heroin in Afghanistan,(US\$/kg), Apr 2013 – Apr 2014**

Province	Types of Heroin	Apr-13	May-13	Jun-13	Jul-13	Aug-13	Sep-13	Oct-13	Nov-13	Dec-13	Jan-14	Feb-14	Mar-14	Apr-14	Change (Apr-Mar) %
Badakhshan	Chara (20%)	1,095	1,090	1,333	1,322	1,326	1,556	2,185	1,709	1,753	1,224	1,094	1,095	1,104	+1%
	Off- white powder (Crystal) - 100%	3,323	3,305	3,198	3,173	3,182	3,423	3,462	4,113	4,219	3,585	3,281	3,286	2,408	-27%
Balkh	Best powder	3,104	3,269	3,392	3,247	3,359	3,381	3,503	3,517	3,389	3,512	3,590	3,621	2,577	-29%
	White powder (Crystal)	4,199	4,267	4,289	4,178	4,243	3,423	4,186	4,106	4,060	4,180	4,192	4,212	3,509	-17%
Hirat	Morphine	839	1,021	1,052	1,082	1,212	1,267	1,500	2,193	1,759	1,856	2,007	1,891	2,015	+7%
	Off- white coarse powder (Crystal)	1,218	1,305	1,380	1,591	2,061	1,943	2,100	2,618	2,043	2,041	1,997	1,563	1,346	-14%
	White powder - high quality (70-80% pure)	2,409	2,552	2,826	2,768	2,781	2,864	2,893	3,768	2,922	2,942	2,877	2,713	2,890	+7%
	White powder - low quality (less than 50% pure)	1,388	1,531	1,446	1,441	1,461	1,493	1,473	1,939	1,461	1,478	1,465	1,331	1,413	+6%
Kandahar	Morphine	2,062	2,043	2,040	2,089	2,120	1,981	2,073	2,046	2,000	2,007	2,077	2,165	2,062	-5%
	Off- white powder (Batan) - high quality	1,856	1,839	1,836	1,870	1,896	1,793	1,838	1,814	1,810	1,816	1,884	1,959	1,856	-5%
	Off- white powder (Batan) - low quality	1,237	1,226	1,224	1,244	1,264	1,179	1,225	1,209	1,143	1,147	1,237	1,237	1,237	+0%
	White powder (Crystal)	3,197	3,167	3,162	3,184	3,209	3,066	3,110	3,069	3,048	3,058	3,285	3,299	3,093	-6%
Nangarhar	Best powder	1,641	1,440	1,370	1,656	1,654	1,141	998	930	1,190	1,242	1,103	1,241	1,134	-9%
	Chara # 1	82	93	91	90	97	114	124	84	86	115	77	114	82	-27%
	Chara # 2	51	62	61	50	58	57	57	37	48	76	58	62	41	-34%
	Khata # 1	72	62	51	80	78	76	86	74	76	76	67	83	52	-38%
	Khata # 2	41	31	30	40	49	48	48	28	38	38	48	52	31	-40%
	Off- white powder (Batan)	2,872	2,365	2,284	2,811	2,773	2,663	2,566	1,860	1,905	1,911	1,726	1,964	2,062	+5%
	White powder (Injection)	3,898	3,599	3,502	3,814	3,893	3,139	3,041	2,604	2,571	2,676	2,686	2,895	2,577	-11%
Takhar	Off- white powder (Crystal) - 60%	1,990	1,979	1,919	1,904	1,909	2,517	2,545	2,708	2,779	2,099	2,038	2,041	1,606	-21%

**Graph 4: Prices of different types of heroin in Afghanistan, (US\$/kg), April 2014**



**Table 8: Prices of 1 kilogram of different types of Heroin in local currency**

Province	Types of heroin	Local currency	Prices of 1 kg of different types of heroin in local currency		Change (Apr-Mar) %
			Mar-14	Apr-14	
Badakhshan	Chara (20%)	Afghani	62,700	62,920	+0.4%
	Off- white powder (Crystal) - 100%	Afghani	188,100	137,280	-27%
Balkh	Bist powder	Afghani	207,000	200,000	-3%
	White powder (Crystal)	Afghani	240,800	236,000	-2%
Hirat	Morphine	Iranian Tuman	6,050,000	6,589,000	+9%
	Off- white coarse powder (Crystal)	Iranian Tuman	5,000,000	4,400,000	-12%
	White powder - high quality (70-80% pure)	Iranian Tuman	8,680,000	9,450,000	+9%
	White powder - low quality (less than 50% pure)	Iranian Tuman	4,260,000	4,620,000	+8%
Kandahar	Morphine	Pakistani Rupee	210,000	200,000	-5%
	Off- white powder (Batan) - high quality	Pakistani Rupee	190,000	180,000	-5%
	Off- white powder (Batan) - low quality	Pakistani Rupee	120,000	120,000	+0%
	White powder (Crystal)	Pakistani Rupee	320,000	300,000	-6%
Nangarhar	Bist powder	Pakistani Rupee	120,000	110,000	-8%
	Chara # 1	Pakistani Rupee	11,000	8,000	-27%
	Chara # 2	Pakistani Rupee	6,000	4,000	-33%
	Khata # 1	Pakistani Rupee	8,000	5,000	-38%
	Khata # 2	Pakistani Rupee	5,000	3,000	-40%
	Off- white powder (Batan)	Pakistani Rupee	190,000	200,000	+5%
	White powder (Injection)	Pakistani Rupee	280,000	250,000	-11%
Takhar	Off- white powder (Crystal) - 60%	Pakistani Rupee	116850	91520	+22%

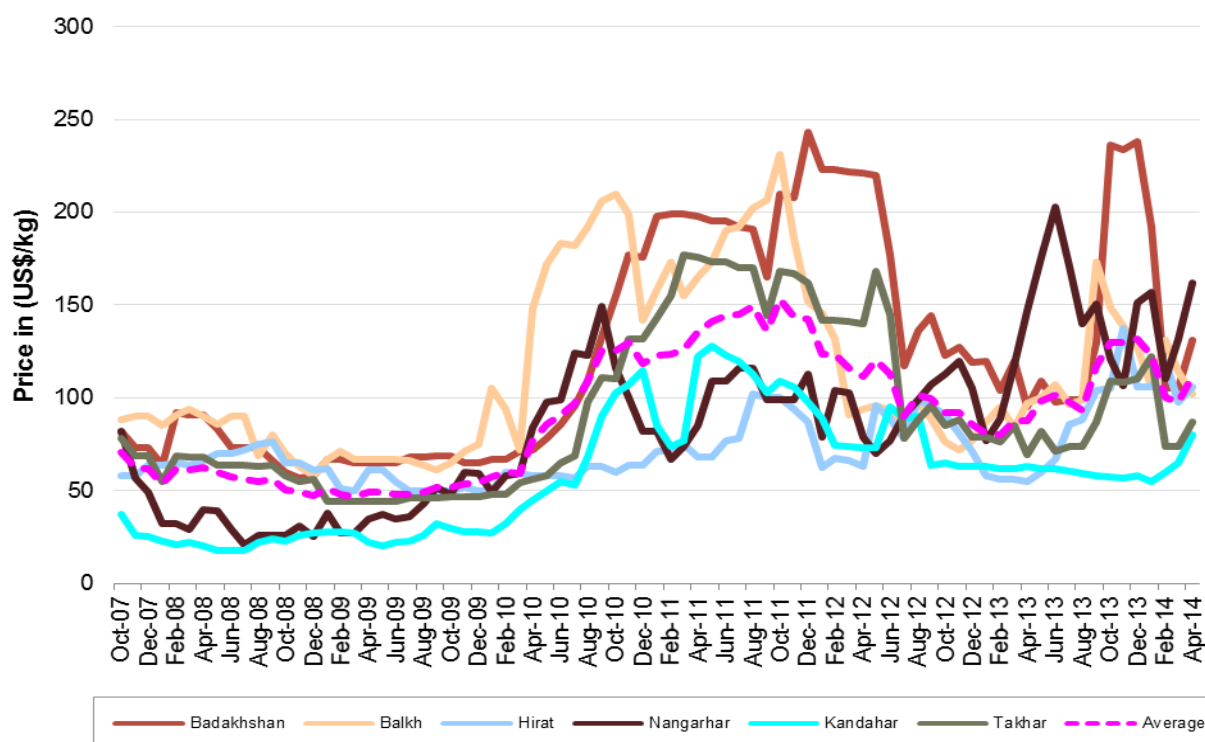
## CANNABIS RESIN:

There are mainly three types of cannabis resin available in Afghanistan namely Garda # 1, # 2 and # 3 with quality as best, moderate and fair respectively. Garda # 1 (Shirak) in Badakhshan province was the most expensive cannabis resin because of its pure quality however, the price has been decreased significantly in the month of March due to low demand and increasing security check points. Earlier Garda # 1 (Jooshi) of Balkh province was most expensive and popular because of its high quality however it lost its demand due to its blending with lower quality hashish.

**Table 9: Prices of different types of cannabis resin in Afghanistan, (US\$/kg), Apr 2013 - Apr 2014**

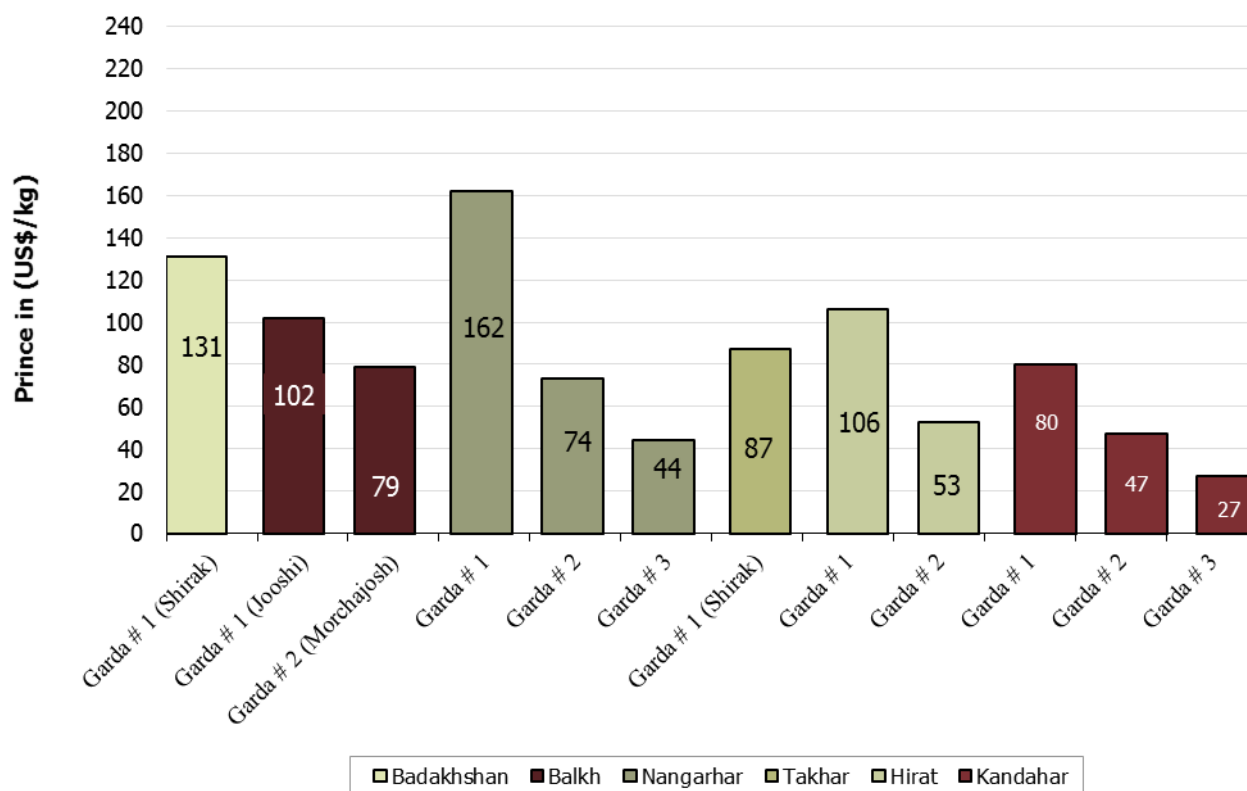
Province	Types of cannabis resin	Apr-13	May-13	Jun-13	Jul-13	Aug-13	Sep-13	Oct-13	Nov-13	Dec-13	Jan-14	Feb-14	Mar-14	Apr-14	Change (Apr-Mar) %
Badakhshan	Garda # 1 (Shirak)	95	109	98	98.7	99	130	236	233	238	192	105	105	131	+25%
Balkh	Garda # 1 (Jooshi)	97	100	107	97	99	173	149	138	127	114	131	114	102	-10%
	Garda # 2 (Morchajosh)	82	85	89	70	74	139	114	112	97	88	96	87	79	-10%
Hirat	Garda # 1	55	60	67	86	88	104	105	137	106	106	120	98	106	+8%
	Garda # 2	37	54	58	60	62	69	70	86	67	53	67	58	53	-8%
Kandahar	Garda # 1	63	62	62	61	59	58	58	57	58	55	60	65	80	+22%
	Garda # 2	45	45	44	44	43	42	41	41	42	39	39	46	47	+3%
	Garda # 3	23	23	23	22	22	21	21	21	21	19	20	25	27	+9%
Nangarhar	Garda # 1	147	176	203	171	140	150	121	106	151	157	110	132	162	+22%
	Garda # 2	74	88	116	114	98	68	54	60	89	96	82	88	74	-17%
	Garda # 3	37	37	43	57	29	27	27	27	34	41	34	44	44	+0%
Takhar	Garda # 1 (Shirak)	69	82	71	74	74	87	109	108	110	122	74	74	87	+18%

**Graph 5: Average<sup>6</sup> price of cannabis resin (Garda # 1, best quality) in US\$/kg, Oct 2007 - Apr 2014**



<sup>6</sup> Simple average of all observations

**Graph 6: Prices of different types of cannabis resin in Afghanistan, (US\$/kg), April 2014**



**Table 10: Prices of 1 kilogram of different types of cannabis resin in Afghanistan in local currency, March 2014 – April 2014**

			Prices of 1 kg of different types of cannabis resin in local currency		Change (Apr-Mar) %
Province	Types of cannabis resin	Local currency	Mar-14	Apr-14	
Badakhshan	Garda # 1 (Shirak)	Afghani	6,000	7,500	+25%
Balkh	Garda # 1 (Jooshi)	Afghani	6,500	5,800	-11%
	Garda # 2 (Morchajosh)	Afghani	5,000	4,500	-10%
Hirat	Garda # 1	Iranian Tuman	315,000	346,800	+10%
	Garda # 2	Iranian Tuman	184,000	173,000	-6%
Kandahar	Garda # 1	Pakistani Rupee	6,333	7,778	+23%
	Garda # 2	Pakistani Rupee	4,444	4,600	+4%
	Garda # 3	Pakistani Rupee	2,444	2,667	+9%
Nangarhar	Garda # 1	Pakistani Rupee	12,857	15,714	+22%
	Garda # 2	Pakistani Rupee	8,571	7,142	-17%
	Garda # 3	Pakistani Rupee	4,285	4,285	+0%
Takhar	Garda # 1 (Shirak)	Afghani	4250	5000	+18%



## LICIT CROPS:

Prices of wheat, cotton, saffron, rice (imported) and rice (local) collected in six provinces of Afghanistan are shown in below table.

**Table 11: Prices of wheat, cotton, saffron, imported and local rice in Afghanistan in local currency, April 2014**

Province	Types of crops	Price/Kg in Pakistani Rupee (PRs)	Price/Kg in Afghani (AFs)	Price/Kg in (US\$)
Badakhshan	Wheat	-	21	0.4
Badakhshan	Rice Imported	-	90	1.6
Badakhshan	Rice Local	-	50	0.9
Balkh	Wheat	-	21	0.4
Balkh	Cotton	-	38	0.7
Balkh	Rice Imported	-	90	1.6
Balkh	Rice Local	-	50	0.9
Hirat	Wheat	-	25	0.4
Hirat	Cotton	-	90	1.6
Hirat	Saffron	-	80,000	1,404
Hirat	Rice Imported	-	80	1.4
Hirat	Rice Local	-	50	0.9
Kandahar	Wheat	55	-	0.6
Kandahar	Cotton	180	-	1.9
Kandahar	Rice Imported	140	-	1.4
Nangarhar	Wheat	40	-	0.4
Nangarhar	Cotton	178	-	1.8
Nangarhar	Rice Imported	143	-	1.5
Nangarhar	Rice Local	49	-	0.5
Takhar	Wheat	-	19	0.3
Takhar	Rice Imported	-	85	1.5
Takhar	Rice Local	-	40	0.7

**Table 12: Prices of wheat, cotton, saffron, imported and local rice in Afghanistan, (US\$/kg), April 2013 – April 2014**

Types of crops	Apr-13	May-13	Jun-13	Jul-13	Aug-13	Sep-13	Oct-13	Nov-13	Dec-13	Jan-14	Feb-14	Mar-14	Apr-14	Increase/Decrease (%)
Wheat	0.38	0.38	0.36	0.35	0.35	0.34	0.35	0.39	0.41	0.41	0.38	0.40	0.41	+3%
Cotton	1.42	1.4	1.4	1.4	1.4	1.3	1.3	1.3	1.4	1.4	1.4	1.6	1.5	-5%
Saffron	1,643	1,641	1,510	1,492	1,500	1,470	1,488	1,388	1,419	1,405	1,307	1,397	1,404	+0.5%
Rice (Imported)	1.42	1.5	1.4	1.4	1.4	1.4	1.4	1.4	1.5	1.5	1.4	1.4	1.5	+3%
Rice (Local)	1.0	0.9	0.9	0.9	0.9	0.9	0.9	1.0	1.0	0.8	0.8	0.7	0.8	+7%



## CANNABIS AND POPPY SEEDS:

Prices of cannabis and poppy seeds collected from eighteen provinces of Afghanistan are tabulated below.

**Table 13: Prices of cannabis and poppy seeds in local currency, March 2014 – April 2014**

Province	Types of seed	Local currency	Prices of 1 kg of cannabis seed and poppy seed in local currency		Change (Apr-Mar) (%)
			Mar-14	Apr-14	
Badakhshan	Poppy seed	Afghani	25	22	-12%
	Cannabis seed	Afghani	15	18	+20%
Baghlan	Poppy seed	Afghani	22	28	27%
	Cannabis seed	Afghani	12	15	+25%
Balkh	Poppy seed	Afghani	25	30	+20%
	Cannabis seed	Afghani	10	14	+40%
Farah	Poppy seed	Afghani	38	38	+0%
	Cannabis seed	Afghani	35	35	+0%
Faryab	Poppy seed	Afghani	70	75	+7%
	Cannabis seed	Afghani	20	20	+0%
Hilmand	Poppy seed	Afghani	38	36	-6%
	Cannabis seed	Afghani	20	22	+11%
Hirat	Poppy seed	Afghani	40	40	+0%
	Cannabis seed	Afghani	41	41	+0%
Kabul	Poppy seed	Afghani	28	27	-4%
Kandahar	Poppy seed	Afghani	40	38	-6%
	Cannabis seed	Afghani	21	22	+5%
Kapisa	Poppy seed	Afghani	22	21	-5%
Kunar	Poppy seed	Pakistani Ruppee	42	42	+0%
Laghman	Poppy seed	Pakistani Ruppee	50	50	+0%
Logar	Cannabis seed	Afghani	38	39	+3%
Nangarhar	Poppy seed	Pakistani Ruppee	42	43	+2%
	Cannabis seed	Pakistani Ruppee	13	13	+0%
Paktya	Cannabis seed	Afghani	23	24	+4%
Takhar	Poppy seed	Afghani	30	25	-17%
	Cannabis seed	Afghani	15	12	-20%
Uruzgan	Poppy seed	Afghani	39	38	-3%
	Cannabis seed	Afghani	19	18	-6%
Zabul	Poppy seed	Afghani	42	40	-5%
	Cannabis seed	Afghani	22	24	+10%

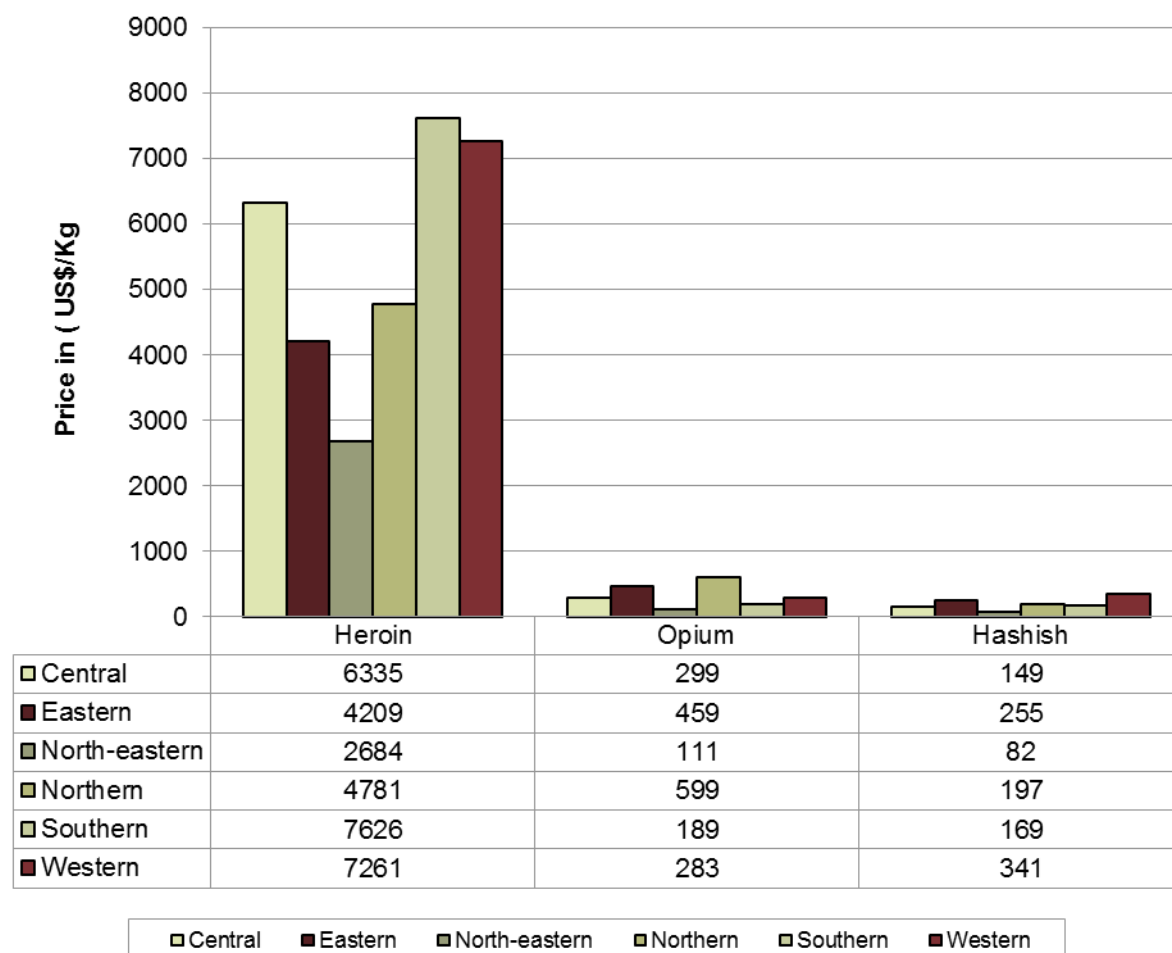
**Table 13: Prices of cannabis and poppy seeds in Afghanistan, (US\$/kg), Apr 2013 – Apr 2014**

Types of seeds	Apr-13	May-13	Jun-13	Jul-13	Aug-13	Sep-13	Oct-13	Nov-13	Dec-13	Jan-14	Feb-14	Mar-14	Apr-14	Increase/Decrease (%)
Cannabis seed	0.44	0.38	0.40	0.41	0.40	0.38	0.40	0.41	0.44	0.34	0.37	0.37	0.39	+5%
Poppy seed	0.66	0.54	0.59	0.58	0.57	0.55	0.58	0.61	0.69	0.54	0.60	0.59	0.58	-1%

## PRICES OF HEROIN, OPIUM AND HASHISH AT CONSUMER LEVEL:

The consumer prices of heroin, opium and hashish collected from different regions of Afghanistan are as below. The quality of product varies widely in different regions.

**Graph 7: Regional average<sup>7</sup> prices of heroin, opium and hashish at consumer level in (US\$/Kg), April 2014**



**Table 15: Average<sup>8</sup> prices of Heroin, Opium and Hashish at consumer level in Afghanistan, (US\$/kg), April 2013 - April 2014**

Types of drug	Average prices in (US\$/kg)													Change (Apr-Mar) (%)
	Apr-13	May-13	Jun-13	Jul-13	Aug-13	Sep-13	Oct-13	Nov-13	Dec-13	Jan-14	Feb-14	Mar-14	Apr-14	
Heroin	5,369	5,255	5,374	5,431	5,337	4,664	5,218	5,318	5,261	4,718	5,389	5,538	5,277	-5%
Opium	391	369	328	305	306	309	319	327	330	323	427	336	329	-2%
Hashish	178	184	173	174.5	174	198	203	206	220	197	204	214	206	-4%

<sup>7</sup> Simple average of all observations

## PRICES OF DRUGS IN PAKISTAN:

The prices of different types of opium, heroin and hashish reported from Peshawar and Quetta in Pakistan are as below:

### A. PESHAWAR

#### OPIUM:

There are three types of dry opium namely Opium - Afghanistan (opium of Afghanistan), Opium - Terra and Opium - Tapa (adulterated) available in Peshawar, Pakistan. Opium-Terra is the most expensive opium reported in Peshawar.

**Table 14: Prices of different types of opium in Peshawar, Pakistan in (US\$/Kg):**

Types of opium	Apr-13	May-13	Jun-13	Jul-13	Aug-13	Sep-13	Oct-13	Nov-13	Dec-13	Jan-14	Feb-14	Mar-14	Apr-14	Change (Apr-Mar) %
Opium - Terra	485	409	388	370	351	332	323	307	304	267	264	289	290	+0%
Opium - Afghanistan	423	327	316	300	293	275	266	261	266	220	216	233	232	+0%
Opium - Tapa (adulterated)	330	276	265	240	225	209	204	195	195	177	173	191	185	-3%

#### HEROIN:

There are three types of heroin namely White (Injection), Yellow (Batan) and Saada (Ordinary) available in Peshawar, Pakistan. White (injection) type is the most expensive heroin reported in Peshawar.

**Table 15: Prices of different types of heroin in Peshawar, Pakistan in (US\$/Kg):**

Types of heroin	Apr-13	May-13	Jun-13	Jul-13	Aug-13	Sep-13	Oct-13	Nov-13	Dec-13	Jan-14	Feb-14	Mar-14	Apr-14	Change (Apr-Mar) %
Heroin - White (Injection)	4,950	4,291	4,335	4,198	4,150	3,989	4,040	3,908	3,943	2,864	2,925	3,204	3,290	+3%
Heroin - Yellow (Batan)	4,795	4,087	4,131	3,998	3,954	3,799	3,849	3,722	3,800	2,673	2,733	2,997	3,085	+3%
Heroin - Saada (Ordinary)	2,423	2,350	2,295	2,249	2,197	2,089	2,120	2,047	2,071	1,623	1,650	1,798	1,799	+0%

#### HASHISH:

There are three types of hashish namely Hashish - Garda # 1, # 2 and # 3 available in Peshawar, Pakistan. Hashish-Garda#1 is the most expensive hashish reported in Peshawar.

**Table 16: Prices of different types of Hashish in Peshawar, Pakistan in (US\$/Kg):**

Types of hashish	Apr-13	May-13	Jun-13	Jul-13	Aug-13	Sep-13	Oct-13	Nov-13	Dec-13	Jan-14	Feb-14	Mar-14	Apr-14	Change (Apr-Mar) %
Hashish - Garda # 1	681	562	581	565	586	617	646	614	618	535	547	594	596	+0%
Hashish - Garda # 2	629	470	479	480	459	465	475	456	456	449	446	486	483	-1%
Hashish - Garda # 3	495	409	418	420	410	408	418	400	399	372	379	408	401	-2%

**Table 17: Prices of different types of drugs in Peshawar, Pakistan in local currency, (Pak Rupee/kg):**

		Price in (Pakistani Rupee)/kg	
Types of drugs	Mar-14	Apr-14	Change (Apr-Mar) %
Opium -Afghanistan	22,500	22,600	+0%
Opium -Tapa (Adulterated)	18,500	18,000	-3%
Opium -Terra	28,000	28,200	+1%
Heroin -White (Injection)	310,000	320,000	+3%
Heroin -Yellow (Batan)	290,000	300,000	+3%
Heroin -Saada (Ordinary)	174,000	175,000	+1%
Hashish -Garda # 1	57,500	58,000	+1%
Hashish -Garda # 2	47,000	47,000	+0%
Hashish -Garda # 3	39,500	39,000	-1%

## B. QUETTA

### OPIUM:

**Table 18: Prices of different quality of opium in Quetta, Pakistan in (US\$/Kg):**

Quality of opium	Apr-13	May-13	Jun-13	Jul-13	Aug-13	Sep-13	Oct-13	Nov-13	Dec-13	Jan-14	Feb-14	Mar-14	Apr-14	Change (Apr-Mar) %
High quality	598	593	560	480	457	437	428	415	431	334	336	360	388	+8%
Medium quality	495	511	458	420	389	380	380	369	383	267	254	267	276	+3%
Low quality	433	439	407	380	369	342	333	323	336	210	211	226	235	+4%

### HEROIN:

**Table 19: Prices of different quality of heroin in Quetta, Pakistan in (US\$/Kg):**

Quality of heroin	Apr-13	May-13	Jun-13	Jul-13	Aug-13	Sep-13	Oct-13	Nov-13	Dec-13	Jan-14	Feb-14	Mar-14	Apr-14	Change (Apr-Mar) %
High quality (Crystal)	6,703	6,743	6,361	5,898	5,591	5,318	5,133	4,847	4,985	3,628	3,453	3,599	3,673	+2%
Medium quality	3,970	3,933	3,664	3,399	3,209	3,039	2,946	2,862	2,972	2,864	2,877	3,085	3,061	-1%
Low quality	2,269	2,299	2,036	1,999	1,945	1,899	1,853	1,754	1,821	1,671	1,678	1,799	1,837	+2%

### HASHISH:

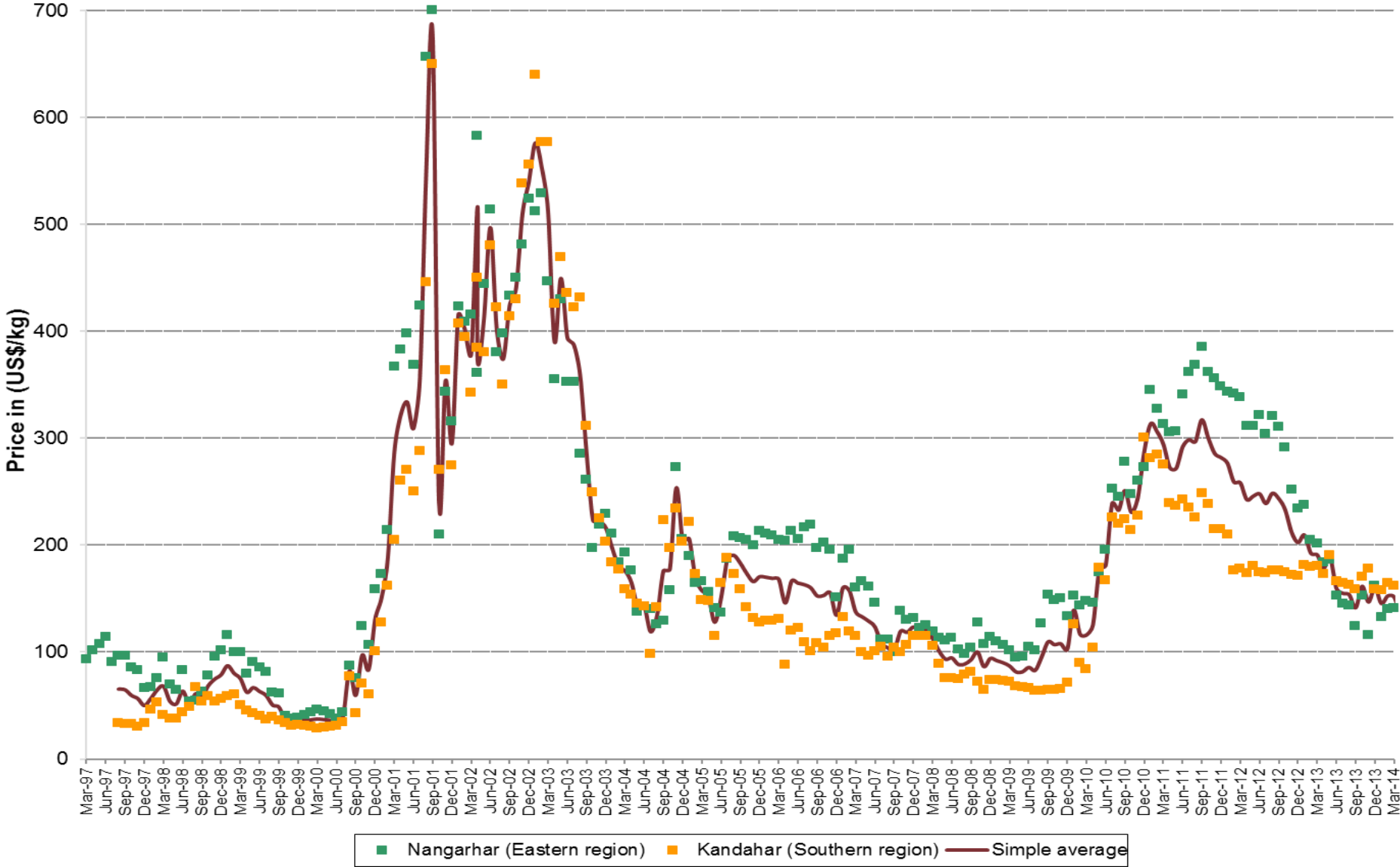
**Table 20: Prices of different quality of Hashish in Quetta, Pakistan in (US\$/Kg):**

Quality of hashish	Apr-13	May-13	Jun-13	Jul-13	Aug-13	Sep-13	Oct-13	Nov-13	Dec-13	Jan-14	Feb-14	Mar-14	Apr-14	Change (Apr-Mar) %
High quality	516	562	509	470	447	418	418	406	431	535	537	566	612	+8%
Medium quality	443	460	448	430	408	380	361	342	355	458	432	463	490	+6%

**Table 21: Prices of different types of drugs in Quetta, Pakistan in local currency, (Pak Rupee/kg):**

Types of drugs	Price in (Pakistani Rupee)/kg		
	Mar-14	Apr-14	Change (Apr-Mar) %
Opium -High quality	35,000	38,000	+9%
Opium -Medium quality	26,000	27,000	+4%
Opium -Low quality	22,000	23,000	+5%
Heroin -High quality (Crystal)	350,000	360,000	+3%
Heroin -Medium quality	300,000	300,000	+0%
Heroin -Low quality	175,000	180,000	+3%
Hashish -High quality	55,000	60,000	+9%
Hashish -Medium quality	45,000	48,000	+7%

Graph 8: Average price of dry opium collected from traders in Nangarhar and Kandahar provinces (US\$/Kg), Mar 1997 – April 2014



## **Methodology**

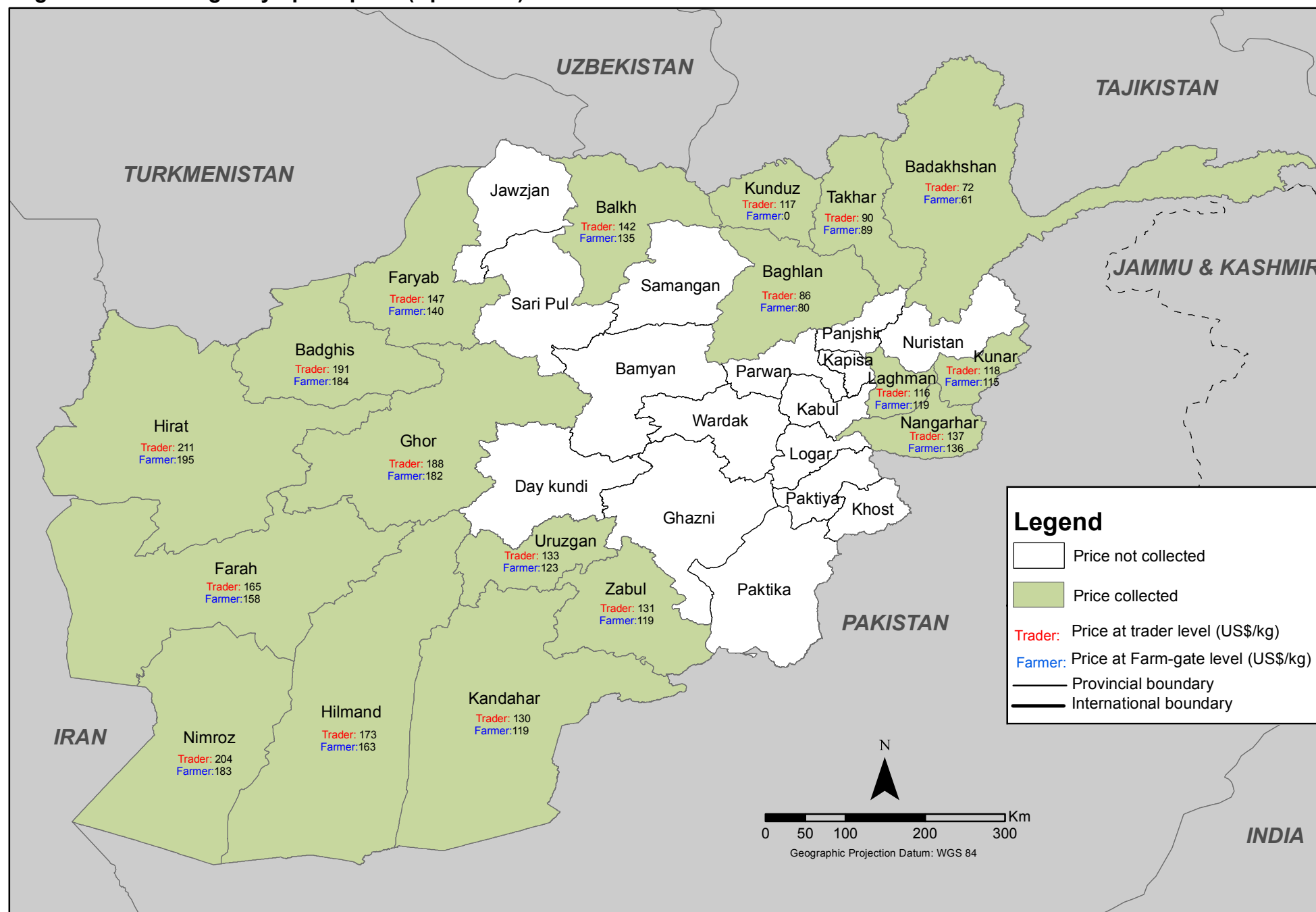
- Prices are collected in the last week of every month from around twenty farmers and equal numbers of trader prices are collected by MCN Survey coordinators generally from different farmers and traders each month; however the price data collection is sourced from a few known farmers and traders as well.
- Opium prices are collected from 18 of 34 provinces namely Badakhshan, Baghlan, Badghis, Balkh, Farah, Faryab, Ghor, Hilmand, Hirat, Kandahar, Kunar, Kunduz, Laghman, Nangarhar, Nimroz, Uruzgan, Takhar and Zabul. The prices of dry and fresh opium are collected from farmers (at farm-gate level) and traders (at trader level).
- Different varieties of heroin, morphine and cannabis resin prices are collected from six provinces of Afghanistan namely Badakhshan, Balkh, Hirat, Nangarhar, Kandahar and Takhar.
- Prices of some licit crops such as wheat, saffron, imported and local rice is also collected from six provinces of Afghanistan and included in this report.
- Prices of poppy seeds, cannabis seeds and acetic anhydride are included in the report as well.
- Different varieties of opium, heroin and hashish prices are also collected from Peshawar as well as Quetta province of Pakistan. Prices are collected and reported by UNODC office in Peshawar and Quetta in Pakistan.
- The prices are also presented in local currency for convenience of certain analysis; however the national average prices are presented in USD. At the regional level, average prices are reflected in local currency with exception of the Western region since prices are reported in two different currencies.
- Prices are reported in different currencies in different regions. The prices in Eastern region (Kunar, Laghman and Nangarhar) and Southern region (Kandahar, Hilmand, Uruzgan and Zabul) are reported in Pakistani rupees. In Northern (Balkh, Baghlan, Farayb) and North-eastern (Badakhshan, Kunduz, Takhar) regions, the prices are reported in Afghani. However, prices are reported in two different currencies namely Afghani and Iranian Tuman in Western region. The prices are converted in US\$ using the exchange rate from oanda.com site considering the rates on the same date the observation is made.

### **Number of observations of dry and fresh opium prices**

	Number of observations (n)		Number of provinces price collected
	Farm-gate price	Trader price	
<b>Dry Opium</b>	182	182	18
<b>Fresh Opium</b>	120	119	12



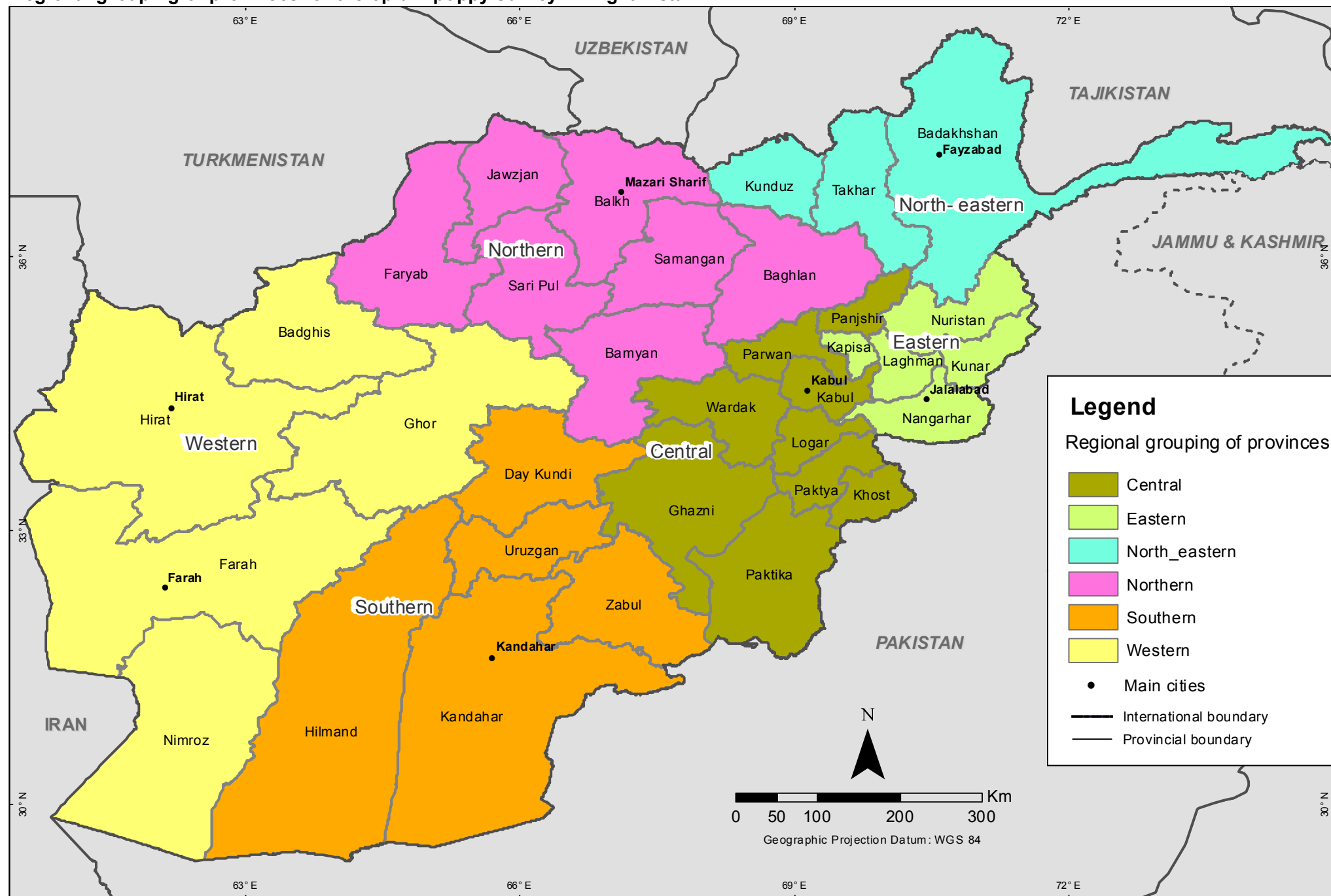
# Afghanistan: Average dry opium price (April 2014)



Source: Government of Afghanistan - National monitoring system implemented by MCN / UNODC

Note: The boundaries and names shown and the designations used on this map do not imply official endorsement or acceptance by the United Nations.

# Regional grouping of provinces for the opium poppy survey in Afghanistan



Source: Government of Afghanistan. National monitoring system implemented by UNODC

Note: The boundaries and names shown and the designations on this map do not imply official endorsement or acceptance by the United Nations.